


## 50 x 50 mm COMPACT SENSORS



- *Background and foreground suppression models*
- *Free voltage versions with relay output*
- *10-30 Vdc version with transistor output*
- *Standard cable or M12 connection*

## S6 SERIES

The **S6** series, thanks to the excellent detection performances and the variety of power supply and connection possibilities, offers the most complete universal sensor range in the compact 50x50 mm housing.

The operating distance can be set to the optimal value in each model: 2 m diffuse proximity, 25 or 50 cm background suppression, 5 m polarised retroreflex, 1 m retroreflex versions for transparent objects and 20 m through beam.

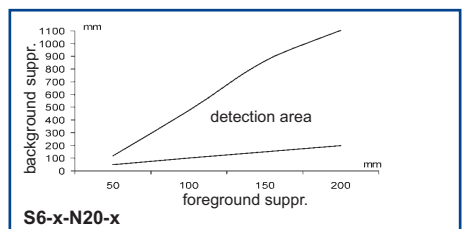
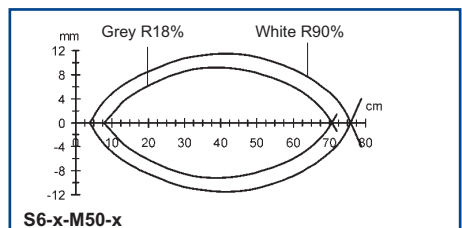
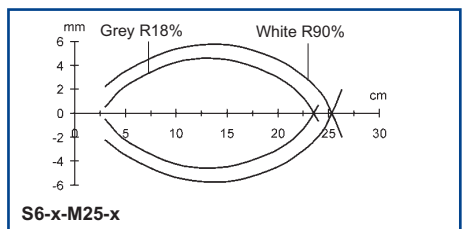
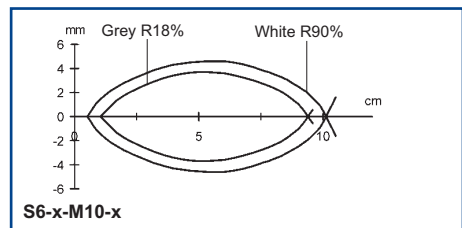
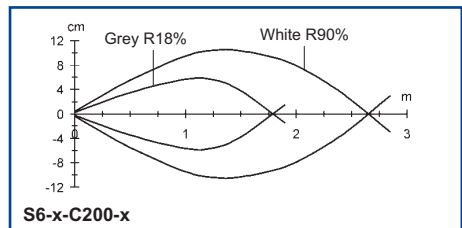
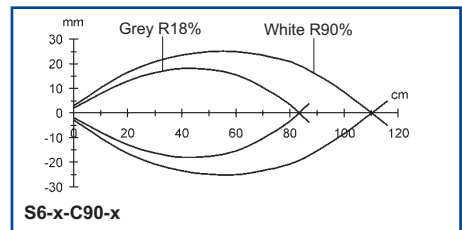
Proximity models with 5 to 20 cm foreground suppression and 12 to 110 cm background suppression are available.

The free voltage versions have a relay output and cable connection. The versions with 10-30 Vdc power supply present cable connection and NPN/PNP output or M12 connector, with either PNP output with dark/light configuration and PNP double NO-NC output complying to the EN 60947-5-2 standard.

## TECHNICAL DATA

<b>Power supply:</b> .....	10 ... 30 Vdc (d.c. vers.), reverse polarity protection 15 ... 264 Vac (free voltage vers.)
<b>Consumption:</b> .....	30 mA max. (d.c. vers.) 40 mA max. (free voltage vers.)
<b>Light emission:</b> .....	infrared LED 880 nm red LED 660 nm (B3, T1, M10 vers.)
<b>Diffuse proximity operating distance:</b> .....	1 ... 90 cm (C90 vers.) 5 ... 200 cm (C200 vers.)
<b>Background suppression op. distance:</b> .....	10 ... 50 cm (M50 vers.) 3 ... 25 cm (M25 vers.), 10 cm (M10 vers.)
<b>Foreground suppression op. distance:</b> .....	5 ... 20 cm (Backgr. suppr.: 12 ... 110 cm)
<b>Retroreflex operating distance:</b> .....	0.1 ... 6 m (on R2)
<b>Polarised retroreflex operating distance:</b> ..	0.1 ... 5 m (on R2)
<b>Retroreflex transparents op. distance:</b> .....	0.1 ... 1 m (on R2)
<b>Through beam operating distance:</b> .....	0 ... 20 m
<b>Setting:</b> .....	sensitivity trimmer (G vers. excluded) distance adj. screw (M25, M50, N20 vers.)
<b>Indicators:</b> .....	red OUTPUT LED green STABILITY LED (M, N vers.) red POWER LED (G5 vers.)
<b>Output type:</b> .....	NPN/PNP configurable (d.c. vers.) PNP (S6T vers.) PNP NO-NC (S6R vers.) relay SPDT 250V/3A (free voltage vers.)
<b>Saturation tension:</b> .....	1.5 V max. (d.c. vers.)
<b>Output current:</b> .....	100 mA max., short-circuit protection 3 A max. resistive load (free voltage vers.)
<b>Response time:</b> .....	1 ms max. (d.c. vers.), 2 ms max. (F vers.) 30 ms max. (free voltage vers.)
<b>Switching frequency:</b> .....	500 Hz max., 250 Hz max. (F/G vers. in d.c.) 16 Hz max. (free voltage vers.)
<b>Operating mode:</b> .....	dark/light configurable
<b>Auxiliary functions:</b> .....	'test +' and 'test -' inputs (G vers. in d.c.)
<b>Connection:</b> .....	4-pole M12 connector (S6T/S6R vers.) 2 m Ø 6 mm cable (S6 vers.)
<b>Electrical protection:</b> .....	class 1 (free voltage vers.) class 2 (d.c. vers.)
<b>Mechanical protection:</b> .....	IP65
<b>Housing material:</b> .....	ABS
<b>Lens material:</b> .....	PMMA plastic
<b>Weight:</b> .....	40 g max. (connector vers.) 160 g max. (cable vers.)
<b>Operating temperature:</b> .....	-25 ... +55°C
<b>Storage temperature:</b> .....	-25 ... +70°C
<b>Reference standard:</b> .....	EN 60947-5-2
<b>Certifications:</b> .....	CE (eUL US LISTED d.c.vers.)

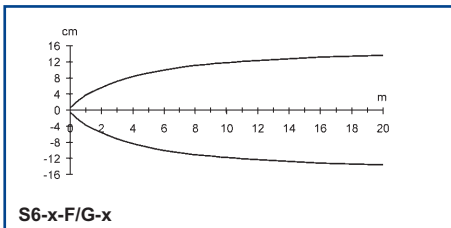
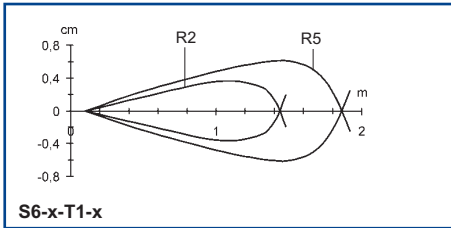
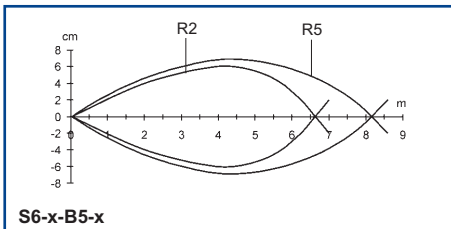
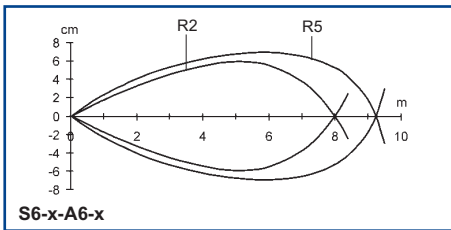
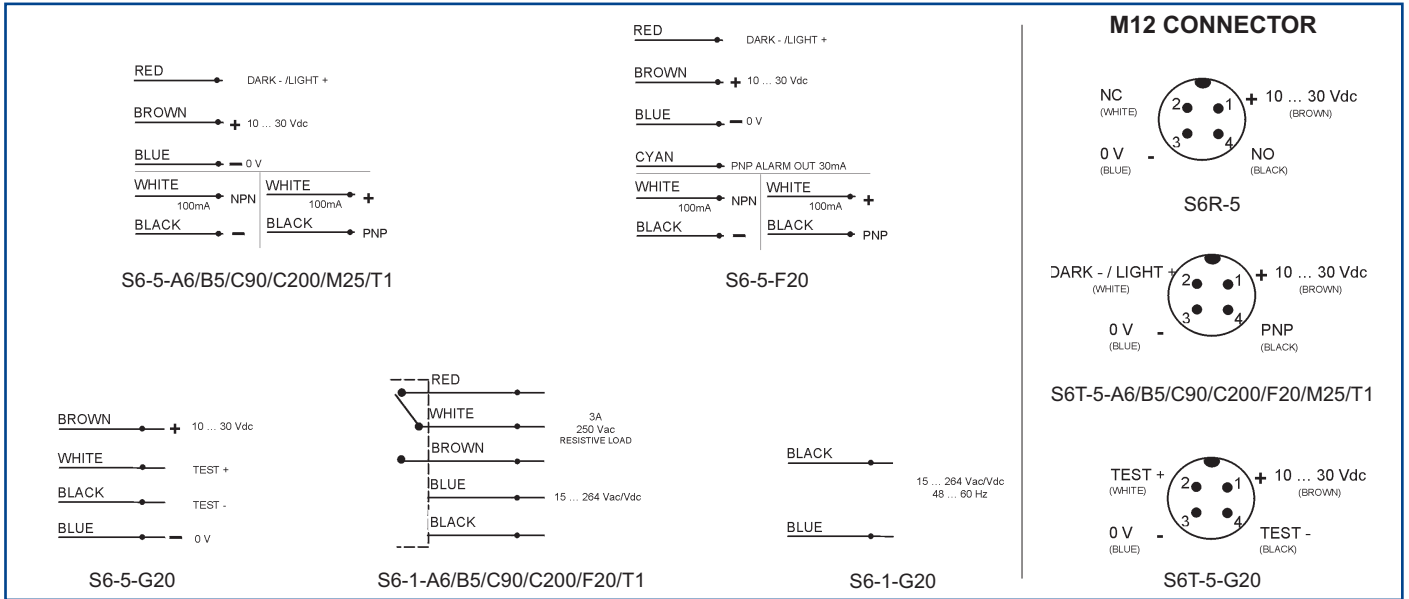
## DETECTION DIAGRAMS



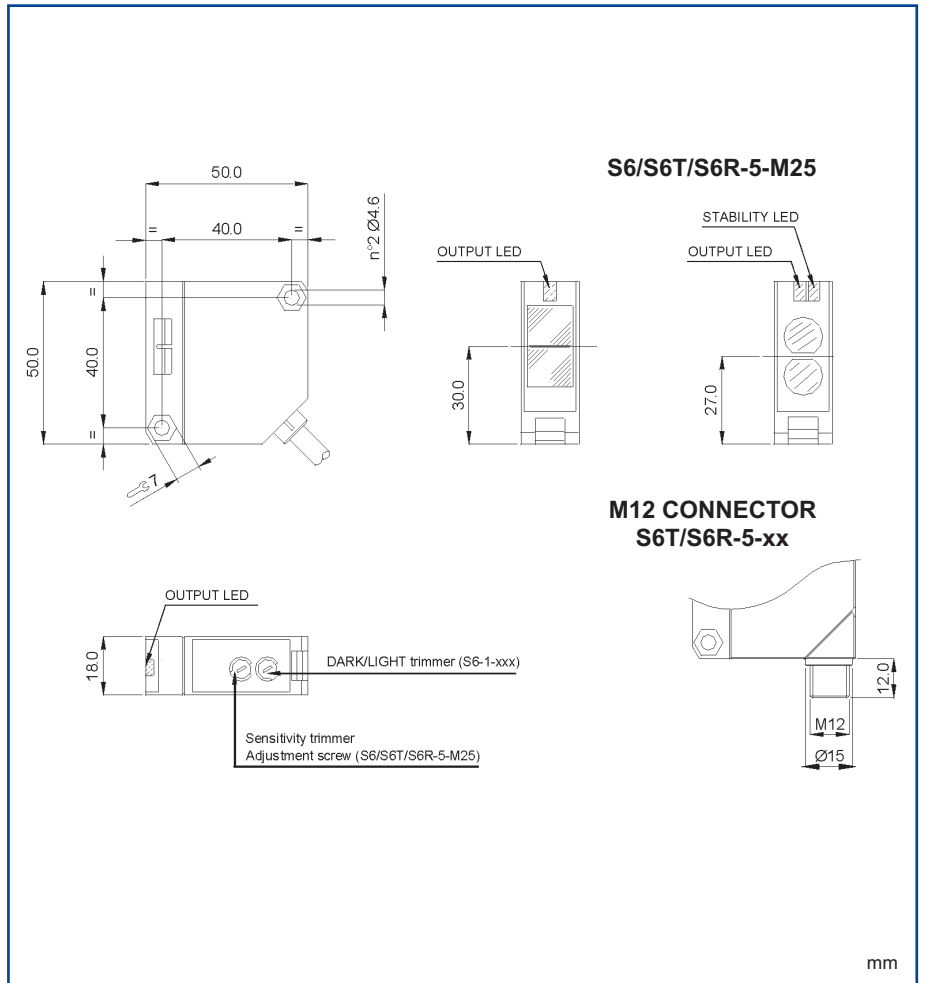
The operating distances indicate the detection distance with excess gain 2.

The detection diagrams indicate the typical operating distance with excess gain 1.

## CONNECTIONS



## DIMENSIONS



## MODEL SELECTION AND ORDER INFORMATION

### VERSIONS WITH 15 ... 264 Vac/Vdc POWER SUPPLY

MODEL	FUNCTION	CONNECTION	OUTPUT	CODE N°
S6-1-C90	diffuse proximity	cable	relay	S937530090
S6-1-C200	diffuse proximity	cable	relay	950151140
S6-1-A6	retroreflex	cable	relay	S937330090
S6-1-B5	polarised retroreflex	cable	relay	S937420090
S6-1-T1	retroreflex for transparents	cable	relay	950201030
S6-1-F20	receiver	cable	relay	S937200090
S6-1-G20	emitter	cable	-	S937130090

### VERSIONS WITH 10 ... 30 Vdc POWER SUPPLY

MODEL	FUNCTION	CONNECTION	OUTPUT	CODE N°
S6-5-C90	diffuse proximity	cable	NPN/PNP	S937530000
S6R-5-C90-P	diffuse proximity	M12 connector	PNP NO-NC	950201190
S6T-5-C90-P	diffuse proximity	M12 connector	PNP **	961031020
S6-5-C200	diffuse proximity	cable	NPN/PNP	950201150
S6R-5-C200-P	diffuse proximity	M12 connector	PNP NO-NC	950201200
S6R-5-M10-P	background suppression	M12 connector	PNP NO-NC	950201230
S6-5-M25	background suppression	cable	NPN/PNP	S937830000
S6R-5-M25-P	background suppression	M12 connector	PNP NO-NC	950201220
S6T-5-M25-P	background suppression	M12 connector	PNP **	961041000
S6R-5-M50-P	background suppression	M12 connector	PNP NO-NC	950201250
S6R-5-N20-P	foreground suppression	M12 connector	PNP NO-NC	950201260
S6-5-A6	retroreflex	cable	NPN/PNP	S937330000
S6R-5-A6-P	retroreflex	M12 connector	PNP NO-NC	950201170
S6T-5-A6-P	retroreflex	M12 connector	PNP **	961031000
S6-5-B5	polarised retroreflex	cable	NPN/PNP	S937420000
S6R-5-B5-P	polarised retroreflex	M12 connector	PNP NO-NC	950201180
S6T-5-B5-P	polarised retroreflex	M12 connector	PNP **	961031010
S6-5-T1	retroreflex for transparents	cable	NPN/PNP	950201020
S6R-5-T1-P	retroreflex for transparents	M12 connector	PNP NO-NC	950201210
S6-5-F20	receiver	cable	NPN/PNP	S937200010
S6R-5-F20-P	receiver *	M12 connector	PNP NO-NC	950201160
S6T-5-F20-P	receiver	M12 connector	PNP **	961211010
S6-5-G20	emitter	cable	-	S937130000
S6T-5-G20	emitter	M12 connector	-	961211000

\* use with S6T-5-G20 emitter

\*\* with dark/light configuration input

Distributed by:

#### HEADQUARTERS

#### DATASENSOR SpA

via Lavino, 265 - 40050 Monte San Pietro, BO - Italy  
 Tel. +39 051/6765611 • Fax +39 051/6759324  
 www.datasensor.com • e-mail info@datasensor.com

Datasensor SpA endeavours to continuously improve and renew its products; for this reason the technical data and contents of this catalogue may undergo variations without prior notice. For correct installation and use Datasensor SpA can guarantee only the data indicated in the instruction manual supplied with the products.